

# How to Change the Amount of Advanced Premium Tax Credit You Receive Monthly



You can change the amount of tax credit you receive monthly at any time.

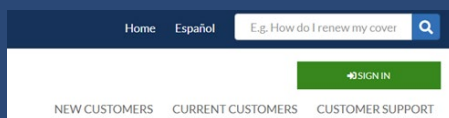
Note: Changes made before the 15th of the month will be effective the next month. After the 15th, changes will occur in the 1st of the following month.

## 1 ACCESS WASHINGTON HEALTHPLANFINDER

Go to [www.wahealthplanfinder.org](http://www.wahealthplanfinder.org)

## 2 NAVIGATE TO SIGN IN

On the top right-hand corner, click "Sign In"

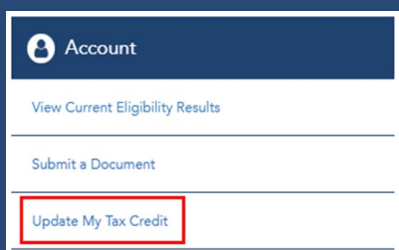


## 3 ENTER YOUR INFORMATION

Enter your user ID and password in the empty fields

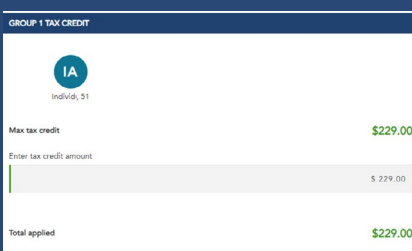
## 4 SELECT UPDATE MY TAX CREDIT

From Account Home, under Account: Select 'Update My Tax Credit'



## 5 ENTER MONTHLY TAX CREDIT AMOUNT

From "Update My Tax Credit" enter how much tax credit you want to receive each month (up to your monthly maximum)



## 6 SELECT NEXT

Selecting next will finalize your update



## Find In-Person Help

# WAPlanfinder

COVERAGE INFO ON THE GO

USE OUR MOBILE APP TO FIND IN-PERSON HELP NEARBY



[wahealthplanfinder.org](http://wahealthplanfinder.org)

1-855-WAFINDER

1-855-923-4633