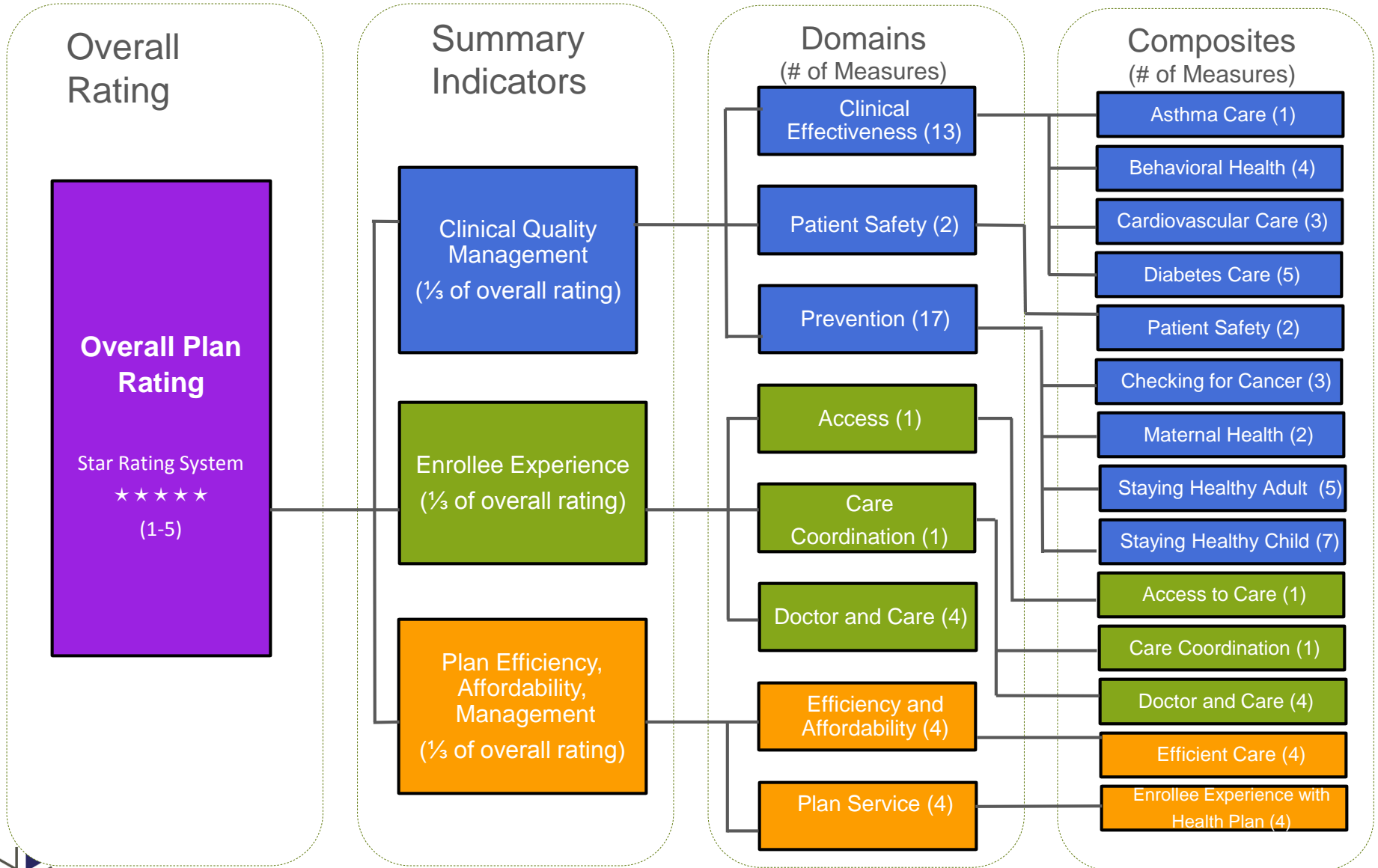


# QUALITY RATING SYSTEM: BACKGROUND

- Federally-required quality rating system
  - Originally required for 2017, FFM delayed until 2018 in most states
  - 5 states displaying QRS for 2017 – 2 FFM pilot states + CA, NY, WA
  - Other state-based Exchanges already show quality data
    - CO, CT, MA, MD
- QRS includes 46 quality measures; only 31 scored for 2017
  - 60% clinical, 30% from enrollee survey, 10% resource use measures
  - Current federal QRS methodology gives each category of measures equal weight –  $\frac{1}{3}$  of overall plan score



# FEDERAL QRS Structure



# CONCERNS WITH FEDERAL QRS METHODOLOGY

- Stakeholder and HBE concerns with federal QRS methodology
  - Weighting
    - Other major quality performance reporting programs place greater weight on clinical measures than the QRS (currently  $\frac{1}{3}$  of total)
  - Unrepresentative measures
    - Resource use measures focus on pediatrics which makes up a very small fraction of enrollment
    - Not representative of the exchange population; not scored for any QHPs for 2017
- HBE hired a consultant to develop revised quality rating scores using CMS quality data

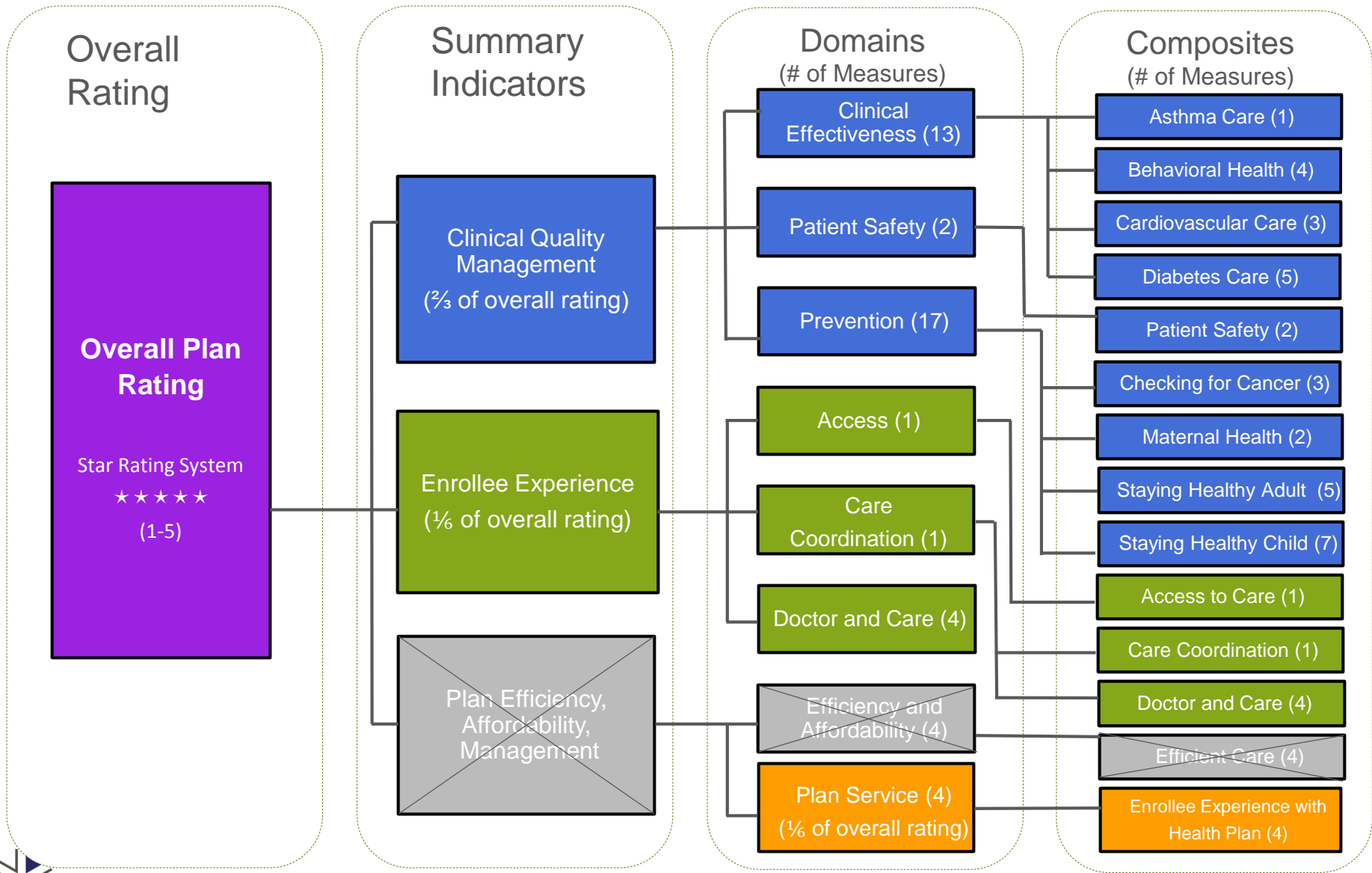


# MODIFIED QRS METHODOLOGY

- Revised methodology will make two changes:
  - Eliminates the “Plan Efficiency, Affordability, and Management” Summary Indicator and uses the “Plan Service” Domain instead
  - Changes the overall weighting to be as follows:
    - $\frac{2}{3}$  of overall rating to Clinical Quality Management Summary Indicator
    - $\frac{1}{6}$  of overall rating to Enrollee Experience Summary Indicator
    - $\frac{1}{6}$  of overall rating to Plan Service Domain
- This modified methodology is also being implemented in CA
- CMS supports and carriers prefer use of alternate methodology



# WAHBE REVISED QRS Structure for 2017



# SUMMARY OF 2017 WAHBE QRS

- Revised QRS is more representative of Exchange population and plan quality
  - Eliminates unscorable pediatric measures
  - Gives more appropriate weight to clinical measures
- Four carriers will have QRS scores for 2017
  - Five carriers have plans that are too new to rate or sample size is too small
- Using revised QRS methodology for 2017
  - Reevaluate for 2018 based on consumer experience and potential revised federal guidance



# DISPLAY OF QUALITY INFORMATION IN HPF - EYO

\$ 259 - \$ 319

\$ 319 - \$ 379

\$ 379 - \$ 439

\$ 439 - \$ 500

**Deductible** ⓘ

\$ 500 - \$ 1,830

\$ 1,830 - \$ 3,160

\$ 3,160 - \$ 4,490

\$ 4,490 - \$ 5,820

\$ 5,820 - \$ 7,150

**Quality Rating** ⓘ

★★★★★ & Up


★★★★☆ & Up

★★★☆☆ & Up

★★☆☆☆ & Up

**Out-of-Pocket Maximum** ⓘ

\$ 4,000 - \$ 8,410



LifeWise Health Plan of Washington

PLAN: SILVER

**MM LifeWise Essential Silver EPO  
3000 HSA**

[More Information on this plan ▶](#)

**ESTIMATED PREMIUM**

**\$ 294.61**


Estimated price after  
\$0.00 tax credit

DEDUCTIBLE	HEALTH CARE PROVIDER	OUT-OF-POCKET MAXIMUM	EMERGENCY ROOM	PRIMARY CARE CO-PAY
\$3000 for 1 person / \$6000 for 2 or more	Add	\$4850 for 1 person / \$9700 for 2 or more	20% Coinsurance after deductible	20% Coinsurance after deductible

[+ Add to Comparison](#)

Quality Rating
★★★★☆

[Add to Cart](#)



PLAN: GOLD

**MM Flex Gold - 17**

[More Information on this plan ▶](#)

**ESTIMATED PREMIUM**

**\$ 337.27**

Estimated price after  
\$0.00 tax credit

DEDUCTIBLE	HEALTH CARE PROVIDER	OUT-OF-POCKET MAXIMUM	EMERGENCY ROOM	PRIMARY CARE CO-PAY
\$600 Individual / \$1200 Family	Add	\$4500 Individual / \$9000 Family	\$200 Copay after deductible / 20%	\$10 Copay after deductible



# DISPLAY OF QUALITY INFORMATION IN HPF PLAN SUMMARY

## Plan Summary

All plans include preventive care services at no-cost (including periodic health exams, OB-GYN exam, well baby visit, immunizations, etc.)

Coverage Summary	Having a Baby	Managing Type 2 Diabetes	
MM LifeWise Essential Silver EPO 3000 HSA			
 LifeWise Health Plan of Washington <a href="#">Add to Cart</a>			
	Preferred Network	In Network	Out of Network
Quick Glance			
Monthly Premium	\$294.61		
Your Cost	\$294.61		
Your Health Care Provider/Hospital	Not Applicable		
Quality Rating	★★★★☆		
Enrollee Experience Rating	★★★★☆		
Quality Improvement Strategy	<a href="#">Quality Improvement Strategy</a>		







# Washington Health Benefit Exchange

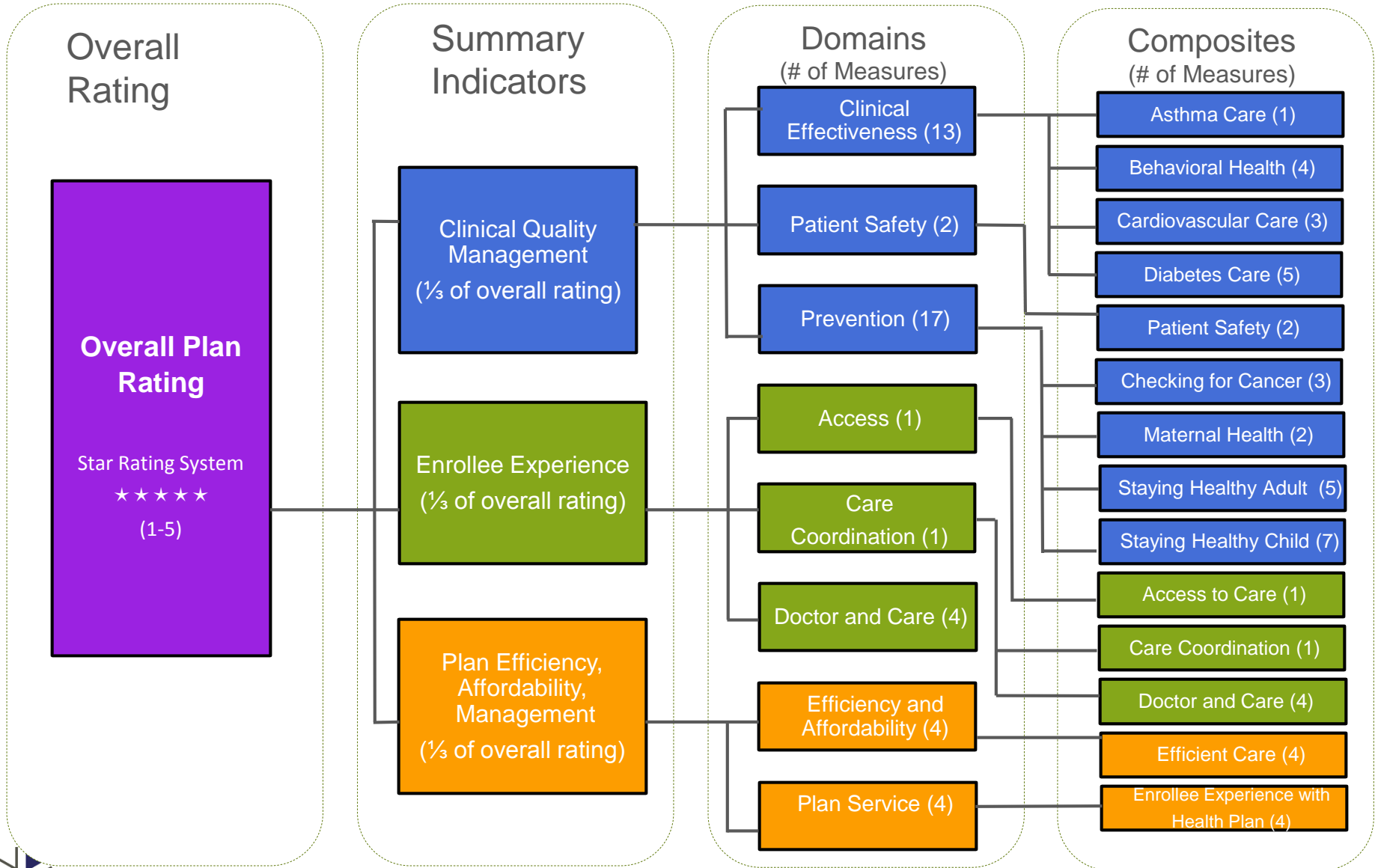
APPENDIX

# QUALITY RATING INFORMATION PROPOSED FOR WAHBE CORPORATE SITE

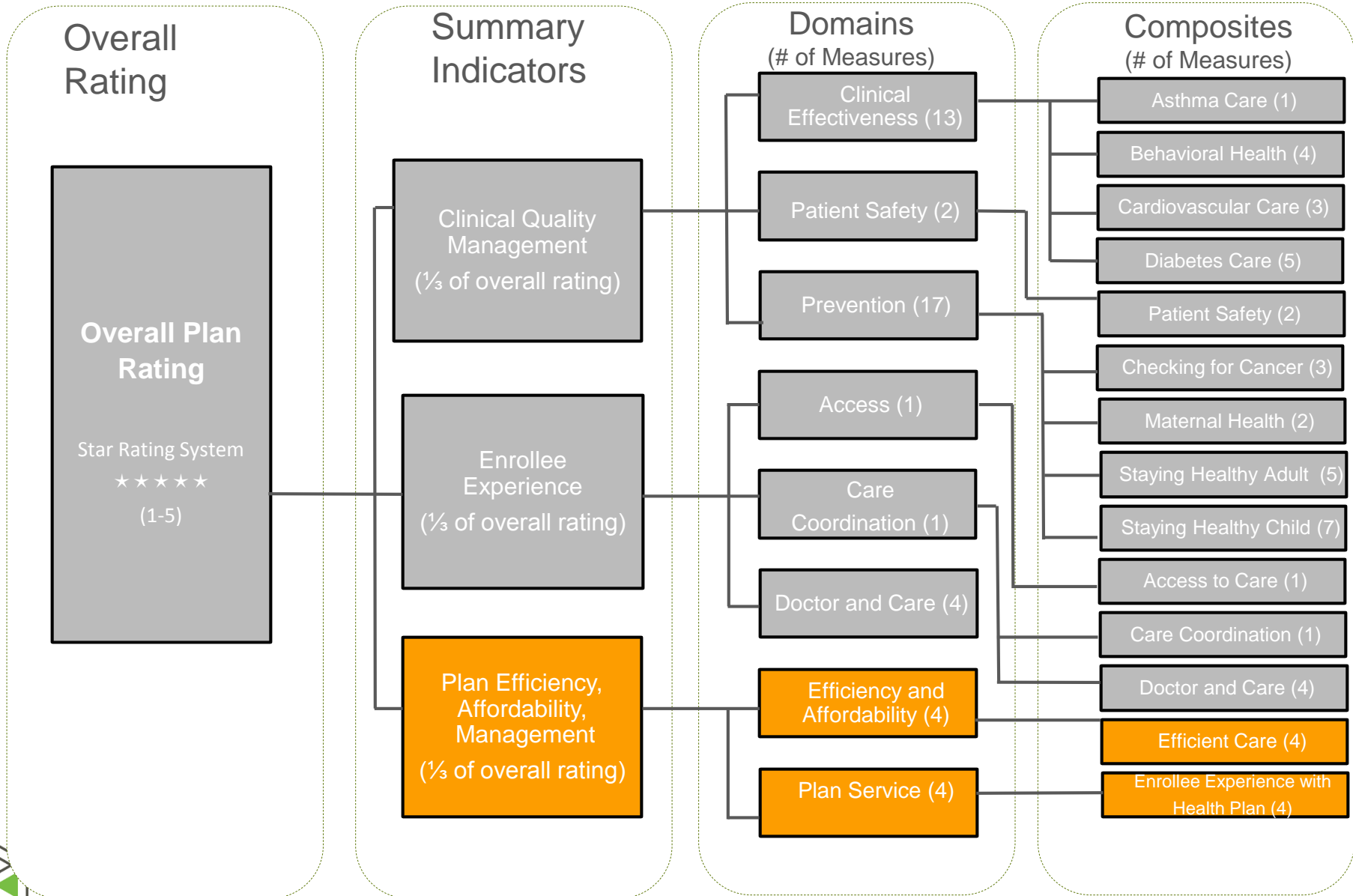
- Quality Rating System page
  - Central quality rating homepage
  - Includes:
    - General summary of what the Quality Rating System and the two ratings available in HPF are
    - Comparison by carrier of star ratings for the two measures
    - Link to list of 46 measures
    - Link to hierarchy of how measures roll up into the overall plan star rating
    - Language indicating that the WAHBE quality ratings for 2017 are modified from the federal version



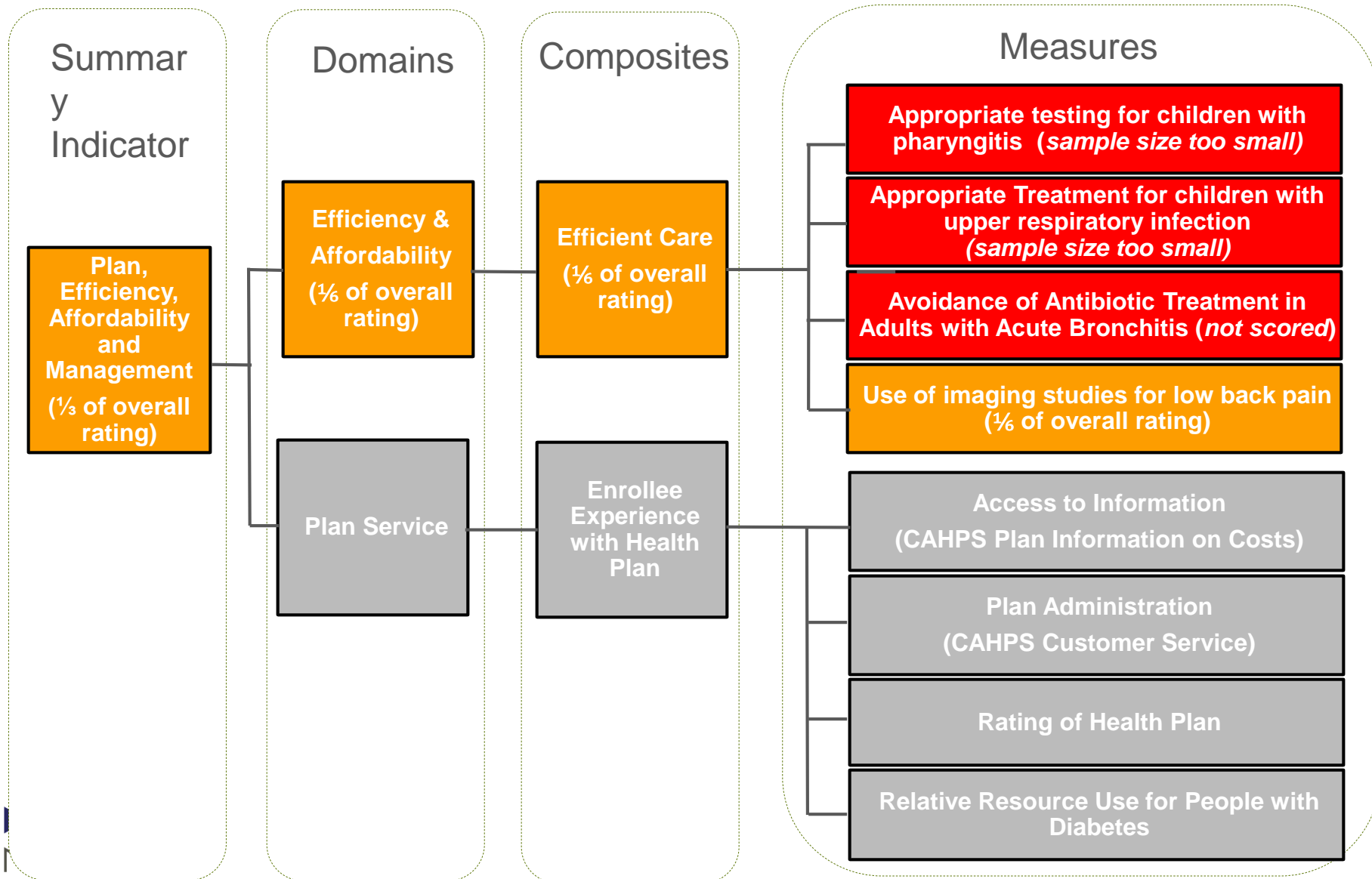
# FEDERAL QRS Structure



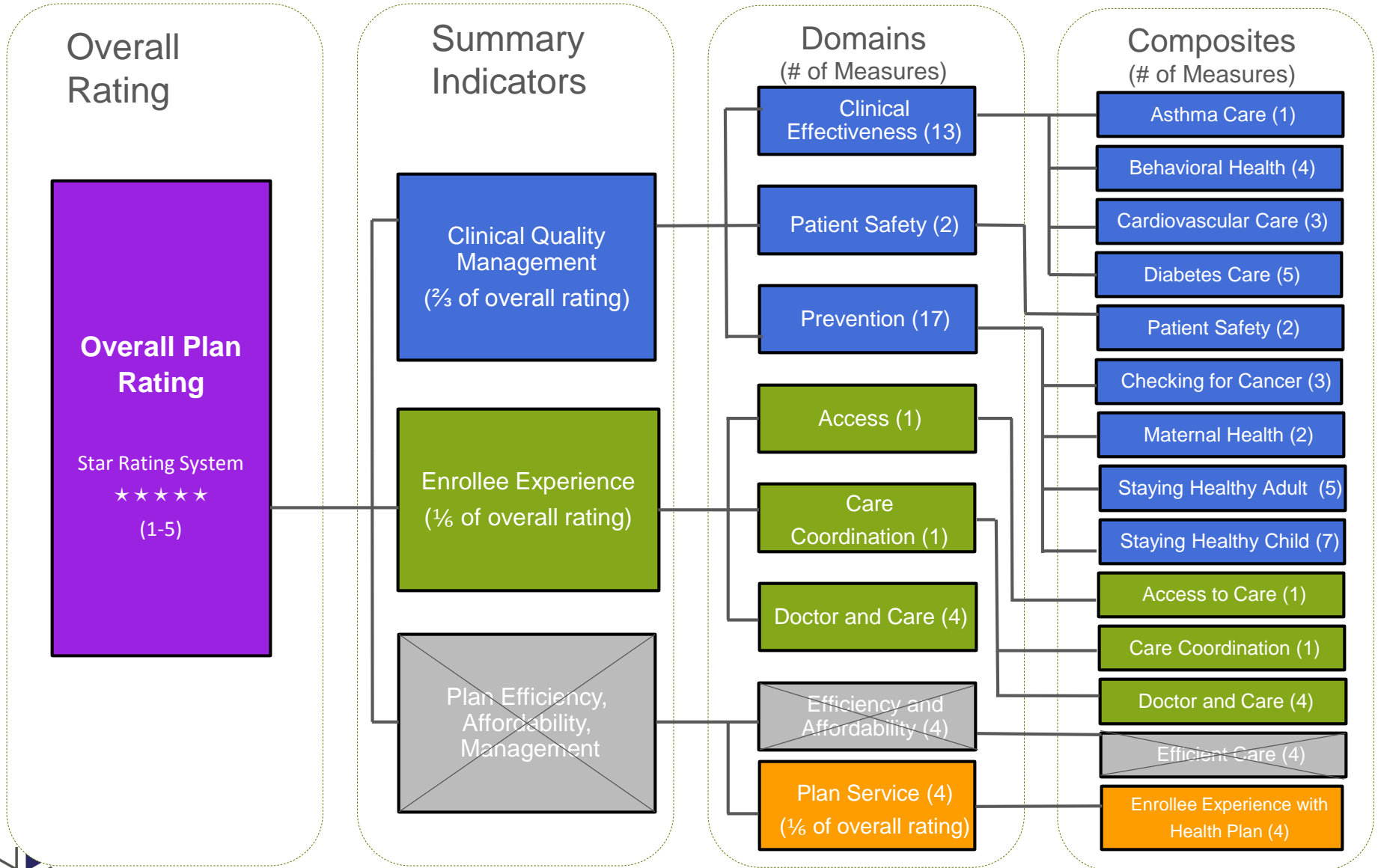
# PLAN EFFICIENCY, AFFORDABILITY, AND MANAGEMENT SUMMARY INDICATOR



# PLAN EFFICIENCY, AFFORDABILITY, AND MANAGEMENT SUMMARY INDICATOR



# WAHBE REVISED QRS Structure for 2017



# Clinical Quality Management Measures

**Adult BMI Assessment**

**Annual Dental Visit**

**Annual Monitoring for Patients on Persistent Medications**

**Antidepressant Medication Management**

**Aspirin Use and Discussion**

**Breast Cancer Screening**

**Cervical Cancer Screening**

**Childhood Immunization Status (Combination 3)**

**Chlamydia Screening in Women**

**Colorectal Cancer Screening**

**Comprehensive Diabetes Care: Eye Exam (Retinal) Performed**

**Comprehensive Diabetes Care: Hemoglobin A1c (HbA1c) Control (<8.0%)**

**Comprehensive Diabetes Care: Hemoglobin A1c (HbA1c) Testing**

**Comprehensive Diabetes Care: Medical Attention for Nephropathy**



# Clinical Quality Management Measures (continued)

<b>Controlling High Blood Pressure</b>
<b>Flu Vaccinations for Adults Ages 18-64</b>
<b>Follow-Up After Hospitalization for Mental Illness (7-Day Follow-Up)</b>
<b>Follow-Up Care for Children Prescribed ADHD Medication</b>
<b>HPV Vaccination for Female Adolescents</b>
<b>Immunizations for Adolescents (Combination 1)</b>
<b>Initiation and Engagement of Alcohol and Other Drug Dependence Treatment</b>
<b>Medical Assistance with Smoking and Tobacco Use Cessation</b>
<b>Medication Management for People with Asthma (75% of Treatment Period)</b>
<b>Plan All-Cause Readmissions</b>
<b>Prenatal and Postpartum Care: Postpartum Care</b>
<b>Prenatal and Postpartum Care: Timeliness of Prenatal Care</b>
<b>Proportion of Days Covered (Diabetes All Class)</b>
<b>Proportion of Days Covered (RA3 Antagonists)</b>
<b>Proportion of Days Covered (Statins)</b>
<b>Weight Assessment and Counseling for Nutrition and Physical Activity for Children and Adolescents</b>
<b>Well-Child Visits in the First 15 Months of Life (6+ visits)</b>
<b>Well-Child Visits in the Third, Fourth, Fifth, and Sixth Years of Life</b>



# Enrollee Experience Measures

**Access to Care**

**Care Coordination (CAHPS Coordination of Members' Health Care Services)**

**Cultural Competence**

**Rating of All Health Care**

**Rating of Personal Doctor**

**Rating of Specialist (CAHPS Rating of Specialist Seen Most Often)**



# Plan Efficiency, Affordability, and Management Measures

**Access to Information (CAHPS Plan Information on Costs)**

**Appropriate Testing for Children with Pharyngitis**

**Appropriate Treatment for Children with Upper Respiratory Infection**

**Avoidance of Antibiotic Treatment in Adults with Acute Bronchitis**

**Plan Administration**

**Rating of Health Plan**

**Relative Resource Use for People with Diabetes (Inpatient Facility)**

**Use of Imaging Studies for Low Back Pain**

