



# Health Coverage Enrollment Report

-WASHINGTON HEALTH BENEFIT EXCHANGE

////////////////////

**October 2014**





# TABLE OF CONTENTS

-wahealthplanfinder.org



Website Statistics.....	1
Website Visits	
Unique Visitors	
Page Views	
Total Enrollees.....	2
Enrollees	
Total Enrollees Qualified Health Plans	
Total Enrollees Medicaid New Adults	
QHP Enrollees Subsidized/Non-Subsidized	
Enrollees by Month .....	3
QHP Enrollees	
Medicaid Enrollees	
Dental Enrollees	
Enrollees by County .....	4
QHP/Medicaid New Adults by County	
Percent by County	
Enrollees by Gender/Age .....	5
QHP/Medicaid New Adults by Gender	
Qualified Health Plans Enrollees by Age	
Age Breakdown for QHP Enrollees Who are Under 19	
Medicaid Newly Eligible Enrollees by Age	
Distribution of QHP Enrollees .....	6
By Metal Level	
Metal by FPL	
Metal Level Percentage Breakdown	
By Federal Poverty Level	
QHP Enrollees by Language, Race and Ethnicity .....	7
QHP Enrollees by Language	
QHP by Race and Ethnicity	
Medicaid New Adults by Race and Ethnicity	
Enrollees by Carriers .....	8
By Carriers Month-to-Month	
By Carriers Total Enrollees	
QHP Data Miscellaneous .....	9
Movement of Enrollees	
Churn	
QHP Data Miscellaneous .....	10
Assisted Enrollees	
Families	
SHOP	
Premiums	

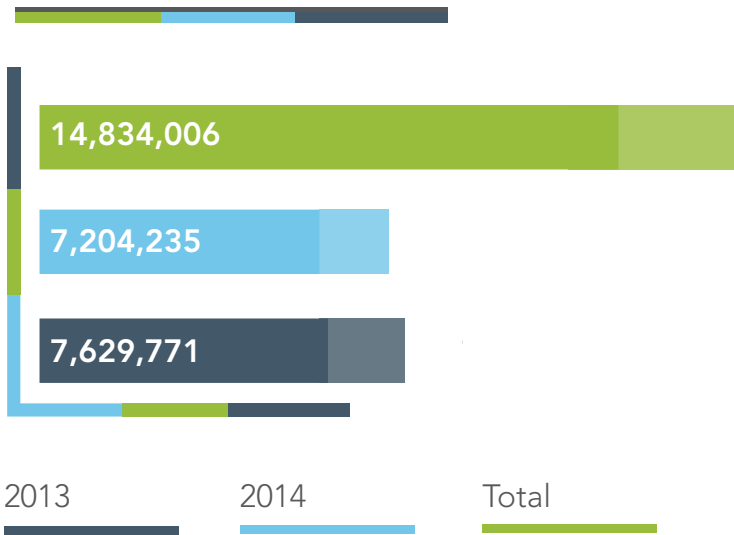
# WEBSITE STATISTICS

-wahealthplanfinder.org



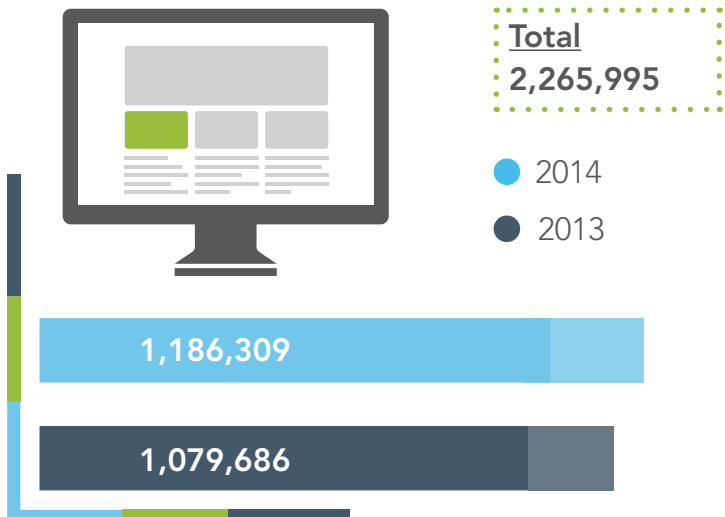
## WEBSITE VISITS

Oct. 2013 - Oct. 2014



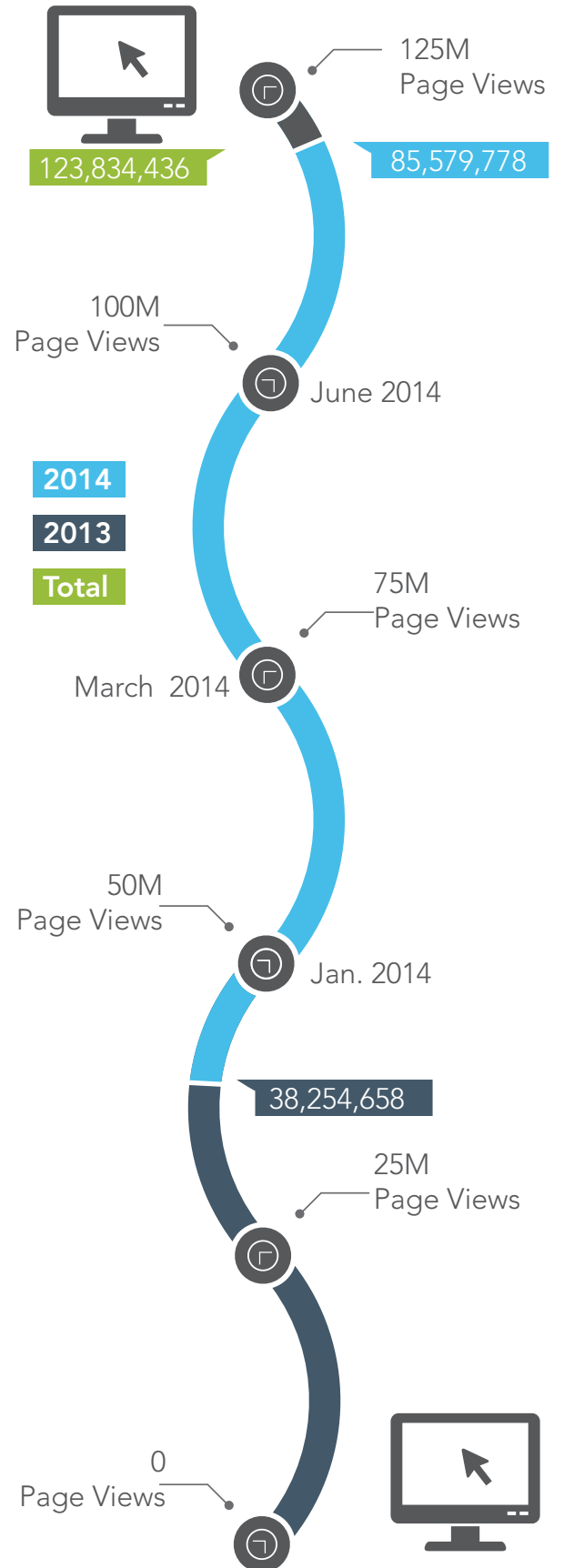
## UNIQUE VISITORS

Oct. 2013 - Oct. 2014



## PAGE VIEWS

Oct. 2013 - Oct. 2014

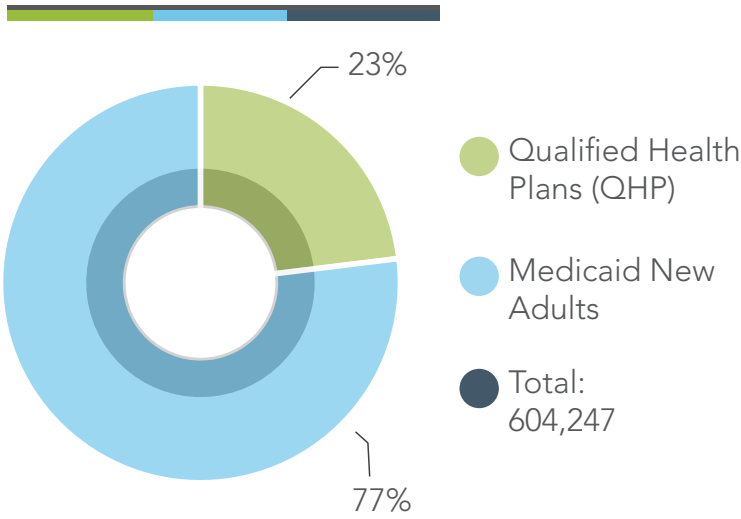


# TOTAL ENROLLEES

-wahealthplanfinder.org

## ENROLLEES

October 2014



**QHP – Tax Credit (Subsidized):** Includes individuals who have purchased a qualified health plan (private health plan) eligible for a tax credit to lower their monthly insurance premiums.

**QHP – No Tax Credit (Non Subsidized):** Includes individuals who purchased a qualified health plan that either did not qualify for a tax credit or did not apply for financial help.

**Medicaid New Adults (expansion adults):** Adults meeting new adult eligibility criteria under the Medicaid expansion.

## TOTAL ENROLLEES

October 2014


Qualified Health Plans (QHP)



Total: 139,700

= 25,000

Medicaid New Adults



Total: 464,547

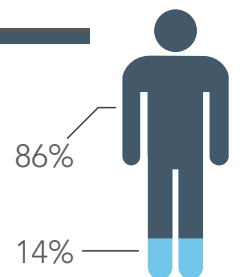
= 25,000

## QHP ENROLLEES

October 2014

Subsidized  
119,958

Non Subsidized  
19,742



By Month - Subsidized/Non Subsidized

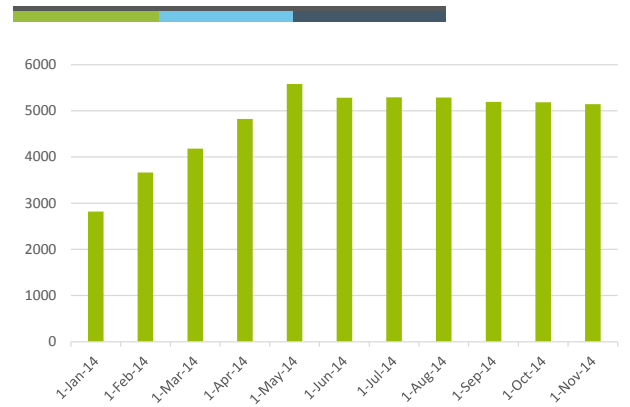
Date	Subsidized	Non Subsidized
Jan-14	52,206	11,656
Feb-14	74,666	14,062
Mar-14	88,315	15,352
Apr-14	107,503	17,445
May-14	128,073	20,743
Jun-14	127,169	20,296
Jul-14	124,267	20,227
Aug-14	122,393	20,110
Sep-14	121,156	19,789
Oct-14	119,958	19,742

# ENROLLEES BY MONTH

-wahealthplanfinder.org

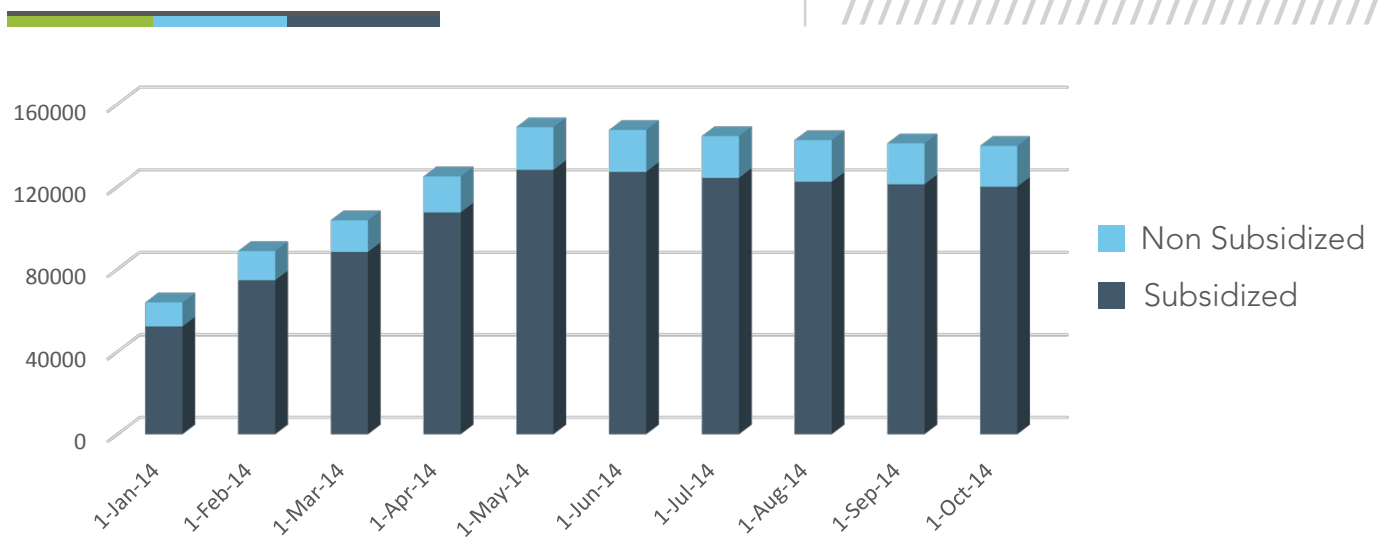
## DENTAL ENROLLEES

Month-To-Month



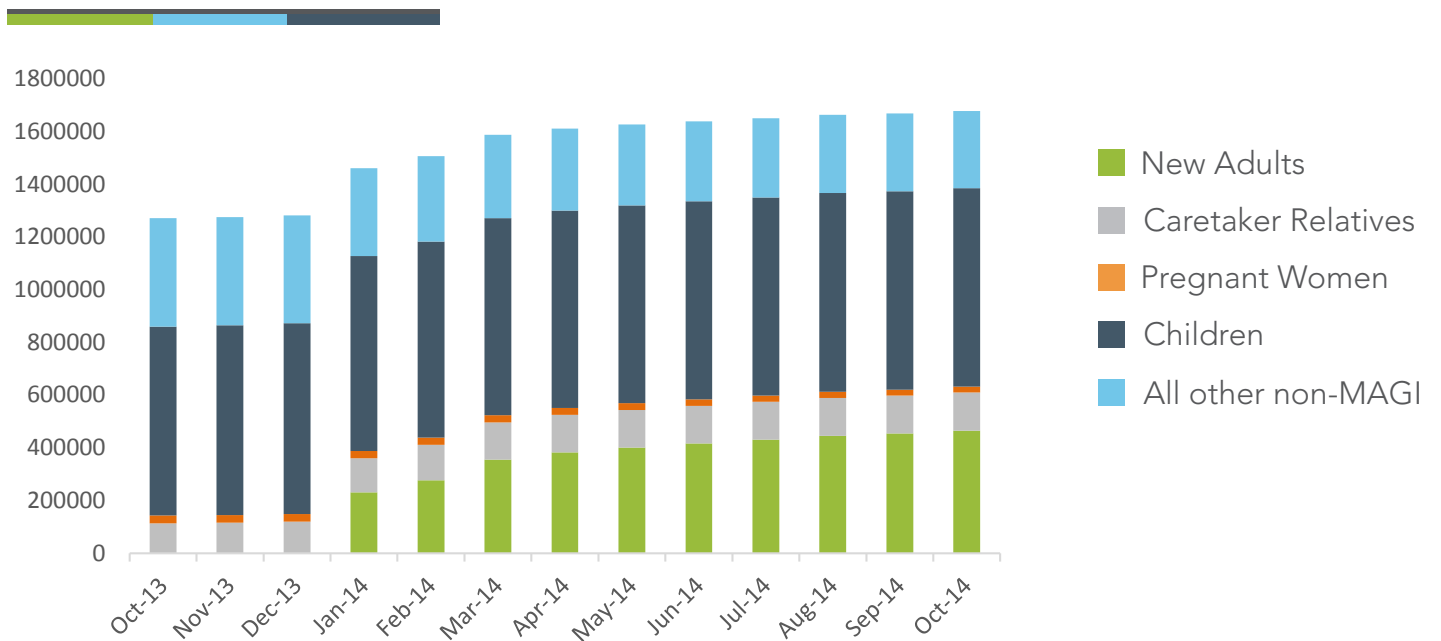
## QHP ENROLLEES

Month-To-Month



## MEDICAID ENROLLEES

New Adults, caretaker relatives, pregnant women and children enroll through HPF

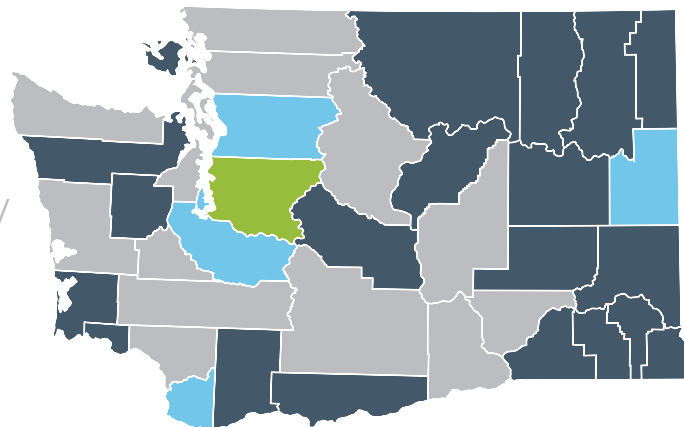


# ENROLLEES BY COUNTY

-wahealthplanfinder.org

## PERCENT BY COUNTY

Of Total Enrollment



● >11%   ● 5-10%   ● 1-4.9%   ● <1%

## QHP/MEDICAID BY COUNTY

October 2014

COUNTY	QHP	Medicaid
ADAMS	410	1,382
ASOTIN	391	1,556
BENTON	2,722	11,628
CHELAN	2,074	6,007
CLALLAM	1,980	5,749
CLARK	7,983	28,089
COLUMBIA	87	275
COWLITZ	1,400	8,410
DOUGLAS	781	2,593
FERRY	156	639
FRANKLIN	1,202	5,815
GARFIELD	51	110
GRANT	1,304	6,094
GRAYS HARBOR	1,333	6,630
ISLAND	1,989	4,182
JEFFERSON	1,257	2,771
KING	47,706	123,714
KITSAP	4,695	14,820
KITTITAS	839	2,919
KLICKITAT	744	1,643
LEWIS	1,406	6,061
LINCOLN	220	687

COUNTY	QHP	Medicaid
MASON	1,049	4,335
OKANOGAN	995	3,841
PACIFIC	645	1,869
PEND OREILLE	259	1,078
PIERCE	11,387	52,930
SAN JUAN	1,177	1,352
SKAGIT	2,723	8,659
SKAMANIA	218	659
SNOHOMISH	14,333	40,977
SPOKANE	9,142	41,089
STEVENS	823	3,467
THURSTON	4,661	17,040
WAHKIAKUM	116	291
WALLA WALLA	1,063	3,754
WHATCOM	6,349	15,524
WHITMAN	495	2,383
YAKIMA	3,535	23,191

NOTE: There are 334 Medicaid New Adult enrollees who have "Other" listed under county.

# ENROLLEES BY GENDER/AGE

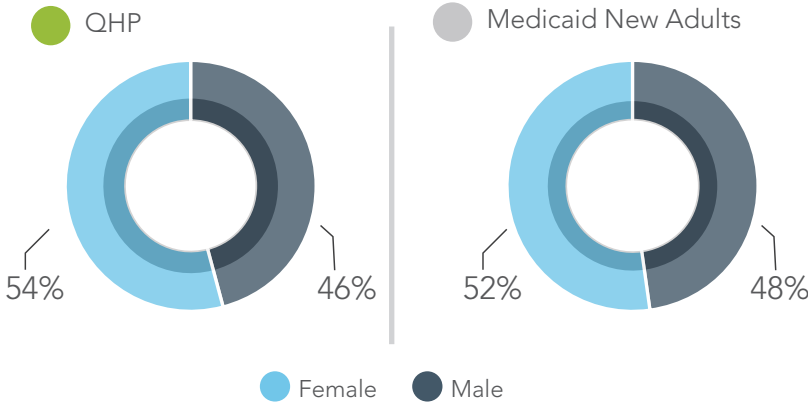
-wahealthplanfinder.org

## BY GENDER

October 2014



● QHP	Male .....	63,905
	Female .....	75,795
● Medicaid New Adults	Male .....	224,768
	Female .....	239,779



**Medicaid New Adults (expansion adults):** Adults meeting new adult eligibility criteria under the Medicaid expansion.

**Note:** Individuals who are eligible for Medicare are not eligible to enroll in health insurance coverage through Washington Healthplanfinder. Some individuals over the age of 65 may enroll through Washington Healthplanfinder if they are not eligible for Medicare.

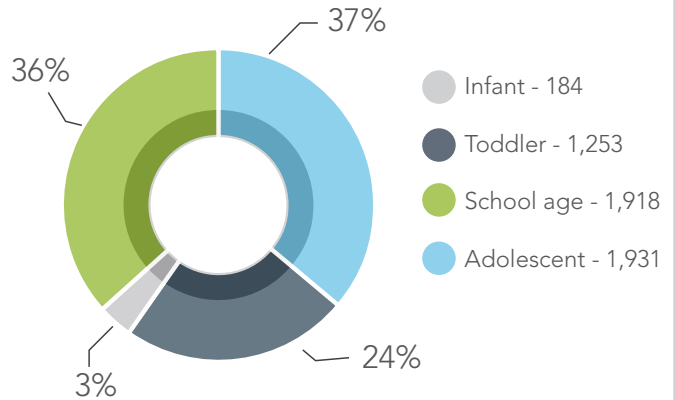
## BY AGE

October 2014

### QUALIFIED HEALTH PLANS (QHP)

<18	4,942	(4%)
18-25	10,875	(8%)
26-34	21,549	(15%)
35-44	22,855	(16%)
45-54	30,725	(22%)
55-64	47,487	(34%)
≥65	1,267	(1%)

### AGE BREAKDOWN FOR QHP ENROLLEES WHO ARE UNDER 19



Newborn/Infant: 0 months - 1 year old; Toddler: 1 - 5 years old; School age: 6 - 12 years old; Adolescent: 13 - 18 years old

### MEDICAID NEW ADULTS

19-25	92,851	(20%)
26-35	133,058	(29%)
36-50	128,934	(28%)
51-64	109,431	(23%)

**\*Note:** Under 19 enrollment total is 2; 64 years and over enrollment total is 271

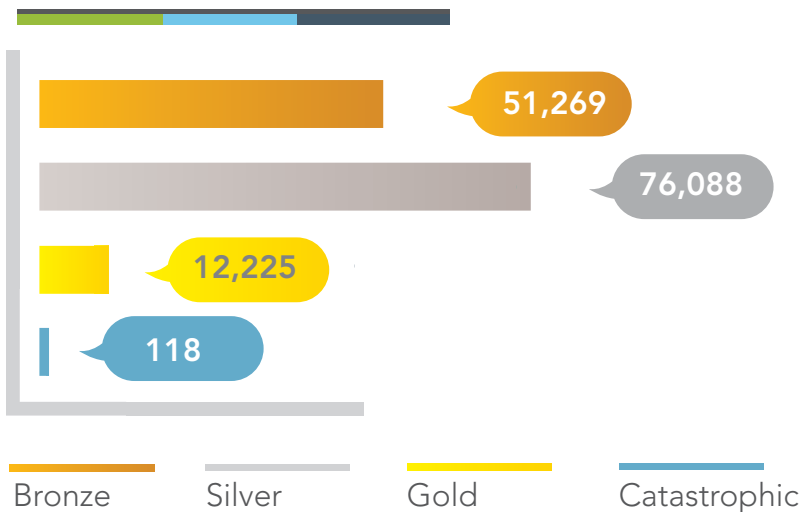


# DISTRIBUTION OF QHP ENROLLEES

-wahealthplanfinder.org

## BY METAL LEVEL

October 2014



## METAL BY FPL

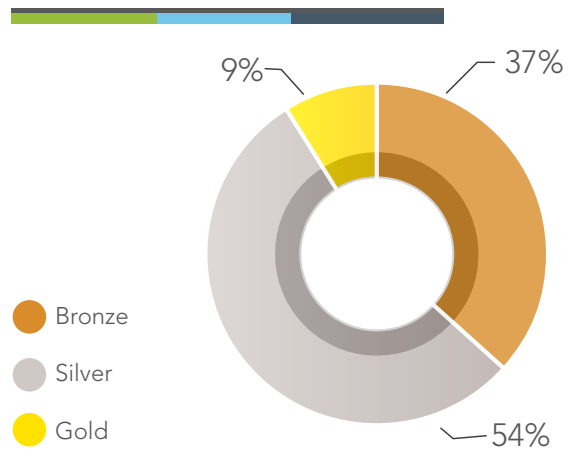
October 2014

FPL	BRONZE	SILVER	GOLD	CATASTROPHIC
<100	910	1,502	212	0
>=100 - <=138	1,122	1,347	258	0
>=139 - <=150	1,796	9,660	240	1
>=151 - <=200	8,372	31,613	1,215	8
>=201 - <=250	8,657	13,613	2,328	5
>=251 - <=300	8,686	5,649	1,928	14
>300	10,924	6,284	2,127	24
No Tax Credit	10,802	6,420	3,917	66

\*FPL = Federal Poverty Level

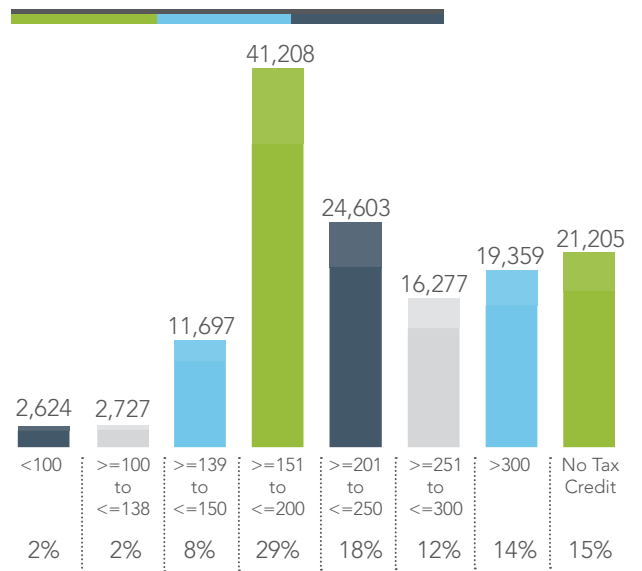
## METAL LEVEL

Percentage Breakdown



## BY FPL

October 2014



**Bronze Plans:** Cover 60 percent of the cost of essential health benefits, while the patient pays 40 percent.

**Silver Plans:** Cover 70 percent of the cost of essential health benefits, while the patient pays 30 percent.

**Gold Plans:** Cover 80 percent of the cost of essential health benefits, while the patient pays 20 percent.

**Note:** Health insurance carriers in Washington did not submit any "Platinum" plans for regulatory approval to be offered in Washington Healthplanfinder during the first Open Enrollment Period (Oct. 1, 2013 - March 31, 2014).

# ENROLLEES BY LANGUAGE, RACE AND ETHNICITY

-wahealthplanfinder.org



## QHP ENROLLEES BY LANGUAGE

October 2014



Language	Enrollees	Language	Enrollees
Albanian	3	Oromo	3
Amharic	75	Other Language	21
Arabic	22	Pashto	1
Armenian	2	Persian	1
Bengali	1	Portuguese	3
Bulgarian	2	Punjabi	127
Burmese	22	Romanian	13
Cambodian (Khmer)	39	Russian	325
Cebuano	1	Samoan	1
Chamorro	1	Somali	8
Chinese	1,021	Spanish	2,964
Czech	1	Swahili	4
Farsi	17	Tagalog	31
French	11	Tamil	1
French Creole	1	Thai	20
Greek	1	Tigrigna	8
Hindi	11	Trukese	1
Hmong	1	Turkish	3
Ilocano	2	Ukrainian	32
Indonesian	7	Urdu	7
Japanese	12	Vietnamese	971
Korean	478	*English	133,418
Laotian	3		
Large Print English	1		
Mien	1		
Norwegian	1		

Based on customers who called the Customer Support Center and requested help from an interpreter.

\*English comprised 95.5 percent of the total.

## BY RACE & ETHNICITY

October 2014



### QUALIFIED HEALTH PLANS (QHP)

Ethnicity	Enrollees	Hispanic*
Alaskan Native	125	5
American indian	1,087	42
Asian	14,202	114
Black	2,983	69
Hawaiian	139	12
Not Provided	30,089	3,083
Other	4,649	2,651
Pacific Islander	2,239	76
White	84,187	2,722
TOTAL	139,700	8,774

\*Number of enrollees who marked Hispanic Indicator on their ethnicity.

Of the Total - 37,598 enrollees marked "Not Hispanic" with their ethnicity, while 93,328 enrollees did not declare.



### MEDICAID NEW ADULTS

Ethnicity	Enrollees	Hispanic*
Alaskan Native	555	69
American Indian	12,310	882
Asian	29,387	730
Black	34,009	1,329
Hawaiian	1,023	106
Not Provided	25,938	4,863
Other	46,465	33,147
Pacific Islander	10,566	709
White	304,294	20,250
TOTAL	464,547	62,085

\*Number of enrollees who marked Hispanic Indicator on their ethnicity.

Of the Total - 293,576 enrollees marked "Not Hispanic" on their ethnicity, while 108,886 enrollees did not declare.



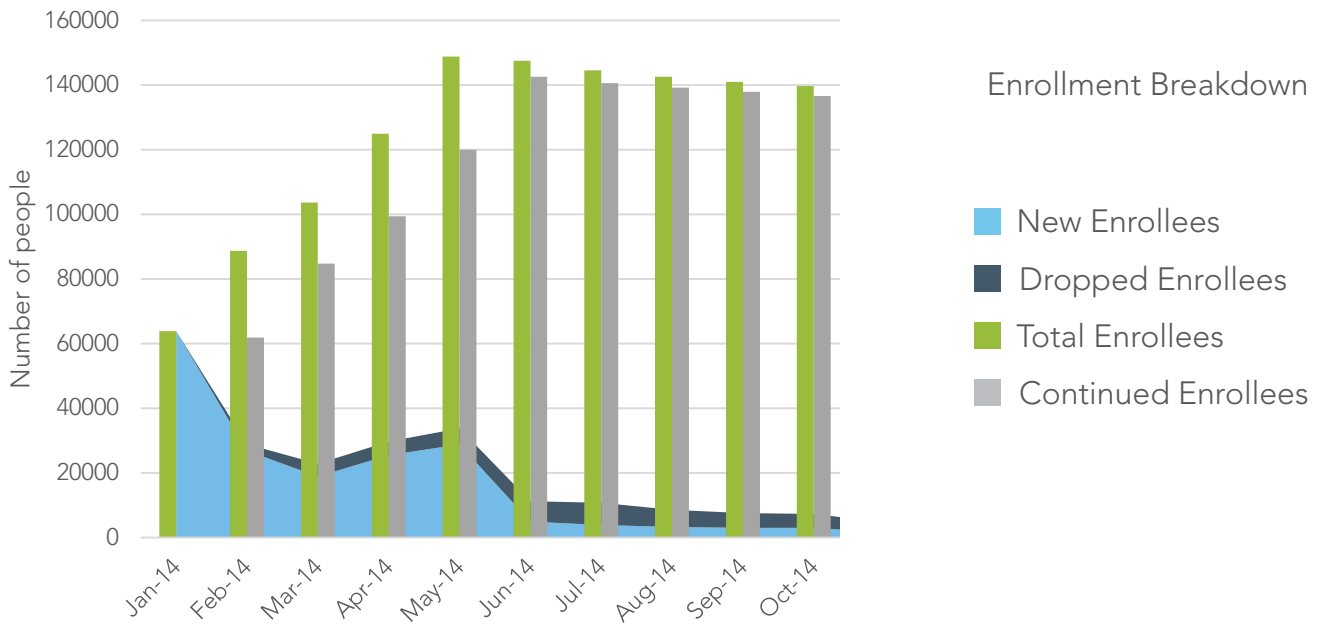
# QHP DATA MISCELLANEOUS

-wahealthplanfinder.org

## MOVEMENT OF ENROLLEES

Qualified Health Plans

Month	New	Continued	Dropped	Enrolled
Jan.....	63,862	NA	NA	63,862
Feb.....	26,887	61,841	2,021	88,728
Mar.....	18,902	84,765	3,963	103,667
Apr.....	25,501	99,447	4,220	124,948
May.....	28,835	119,981	4,967	148,816
Jun.....	4,955	142,510	6,306	147,465
Jul.....	3,908	140,586	6,879	144,494
Aug.....	3,306	139,197	5,297	142,503
Sep.....	3,025	137,920	4,583	140,945
Oct.....	3,041	136,659	4,286	139,700



## CHURN

QHP/Medicaid

Month	% QHP – Medicaid	% Medicaid – QHP
Jan.....		0.05%
Feb.....	1.12%	0.05%
Mar.....	1.17%	0.04%
Apr.....	1.03%	0.10%
May.....	0.85%	0.09%
Jun.....	0.83%	0.06%
Jul.....	0.82%	0.04%
Aug.....	0.85%	0.04%
Sep.....	0.86%	0.04%
Oct.....	0.67%	0.04%

**% QHP – Medicaid:** Enrollees who were enrolled in a QHP in a given month and the next month they are enrolled in Medicaid. Percentage is calculated by dividing the total number of enrollees who moved to Medicaid by the total number of QHP enrollees the previous month.

**% Medicaid- QHP:** enrollees who were enrolled in Medicaid in a given month and the next month they are enrolled in QHP. Percentage is calculated by dividing the total number of enrollees who moved to QHP by the total number of Medicaid enrollees the previous month.

# QHP DATA MISCELLANEOUS

-wahealthplanfinder.org

## ASSISTED ENROLLEES

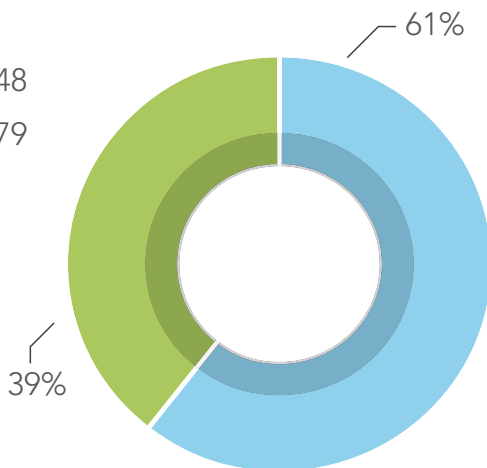
October 2014

Assisted QHP and Medicaid enrollees

### QHP

Broker ..... 49,148

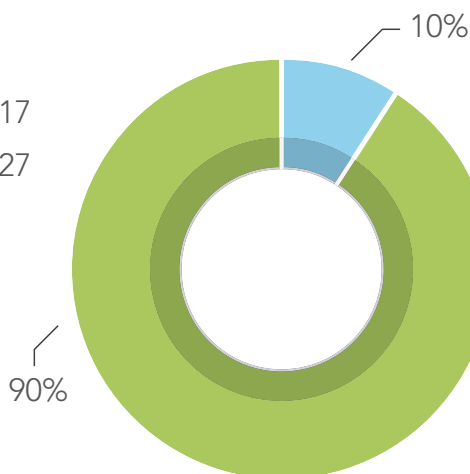
Navigator..... 31,879



### MEDICAID

Broker ..... 44,717

Navigator.... 430,127



- Broker
- Navigator

## FAMILIES

October 2014

Total Families Enrolled

100,245

Mixed household

21,263

Mixed household is the total families enrolled both in QHP and Medicaid in October.

## SHOP

Washington Healthplanfinder Business

5,488 total companies initiated an application.

Enrolled:

Employers..... 11

Employees..... 34

Dependents .... 3



## PREMIUMS

October 2014

October Premiums

QHP premium amount..... \$52,810,543.95

Selected APTC amount..... \$31,573,214.35

Premium per person w/o FA..... \$378.03

Premium person with FA..... \$152.02

FA: Financial Assistance



washington  
**healthplanfinder**

click. compare. covered.



washington  
**healthplanfinder**

click. compare. covered.