

How to Change the Amount of Advanced Premium Tax Credit You Receive Monthly



You can change the amount of tax credit you receive monthly at any time.

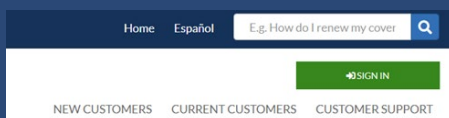
Note: Changes made before the 15th of the month will be effective the next month. After the 15th, changes will occur in the 1st of the following month.

1 ACCESS WASHINGTON HEALTHPLANFINDER

Go to www.wahealthplanfinder.org

2 NAVIGATE TO SIGN IN

On the top right-hand corner, click "Sign In"

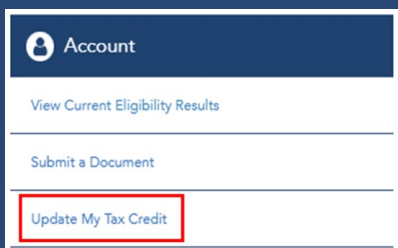


3 ENTER YOUR INFORMATION

Enter your user ID and password in the empty fields

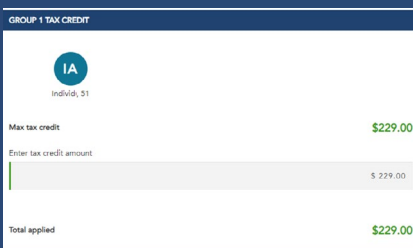
4 SELECT UPDATE MY TAX CREDIT

From Account Home, under Account: Select 'Update My Tax Credit'



5 ENTER MONTHLY TAX CREDIT AMOUNT

From "Update My Tax Credit" enter how much tax credit you want to receive each month (up to your monthly maximum)



6 SELECT NEXT

Selecting next will finalize your update



Find In-Person Help

WAPlanfinder

COVERAGE INFO ON THE GO

USE OUR MOBILE APP TO FIND IN-PERSON HELP NEARBY



wahealthplanfinder.org 1-855-WAFINDER 1-855-923-4633